

New Hampshire OCT. 2011 / FREE

HOMES

Guide for NH homeowners
and home seekers.

& Home Improvement

Home security
Winterize

FREE Visit us online at
www.granitequill.com

Presorted Standard
U.S. POSTAGE
PAID
Geo. J. Foster & Co., Inc.
Postal Customer
33 Central Ave.
Dover, NH 03820

New Hampshire
HOMES
 & Home Improvement

Your guide for New Hampshire home owners & home seekers

Leigh Bosse: Publisher

Joyce Bosse: Editor

Christi Macomber:
 Advertising Design

Gail Stratos:
 Publication Design & Layout
 Advertising Design
 Production

Deborah Belanger:
 Sales Representative

Also from The Granite Quill:

IN New Hampshire
 A guide to what's happening in the granite state.

Senior Lifestyles
 A guide for active New Hampshire Seniors!

The Messenger
 Your local weekly since 1868.

Granite Quill Publishers
 246 West Main Street
 Hillsborough, NH 03244
 Phone: **603-464-3388**
 Fax: **603-464-4106**

www.granitequill.com

To advertise in next month's issue please call
800-281-2859

Energy-efficient home enhancements for savings

Conserving energy at home can be as simple as swapping incandescent light bulbs to compact fluorescent lamps (CFLs) or unplugging the computer when it is not in use. However, a home built for energy efficiency can have an even more significant impact on your family's energy use.

Taking a look at your home from top to bottom and wall to wall can uncover ways to maximize energy efficiency. According to the U.S. Department of Energy, 40 percent of global energy consumption and associated greenhouse gas emissions come from the world's homes and buildings.

■ **Reduce air infiltration**

Between framing and routing for wiring and plumbing, hundreds of seams, gaps, and holes exist in a typical home, which let air in and out. Forty percent of a home's energy is lost due to this air infiltration, according to the Department of Energy.

A cost-effective way to address the issue is with proper air sealing and insulation. When considering home insulation, also look for solutions that keep the environment in mind. "Every pound of glass fiber thermal insulation saves 12 times more energy each year than was originally used to produce it," says Frank O'Brien-Bernini, chief sustainability officer for Owens Corning.

■ **Revisit the roof**

Re-roof your home with ENERGY STAR-rated shingles that use granule technology to reflect the sun's rays and help keep roofs cooler, resulting in more comfortable and energy-efficient living spaces. In some areas,



these shingles may also qualify for tax credits. A roofing system that includes proper ventilation helps keep moisture and hot air away from the living space. Eight out of 10 homes in the United States have asphalt shingle roofs, resulting in millions of tons of potential waste that could end up in landfills each year as homes are re-roofed. Recycling a home's old shingles is equivalent to recycling a year's worth of household waste. Visit Owens Corning Roofing & Asphalt's shingle recycling program to learn how to choose a contractor that will recycle your roof.

■ **Close the window to air leakage**

Eliminating drafts can save 5 to 30 percent of a home's annual energy costs, according to the National Association of Home Builders. Window frames are a common culprit for air seepage. Consider installing new, energy-efficient windows or sealing existing windows to address this issue.

■ **A complete solution from the floor to the roof**

Whether you are making minor changes or undertaking major renovations at home, enhancing your home with sustainable methods will not only contribute to the overall health and wellbeing of your family and community, but deliver long term savings. Check out Newsweek magazine's annual Green Rankings for a list of companies committed to sustainability through the products they provide, as well as through their operations. (ARA)

SUNDA
 HIGHTECH SOLAR TECHNOLOGY

CHRIS PINKHAM

- Energy Efficient Homes
- Solar Domestic Hot Water Systems

Look for us on **Angie's list**

Experienced & Caring

603-464-5821 cp_info@mcttelecom.com
 507 County Rd., P.O. Box 1419, Hillsboro, NH 03244

TONY RICCIO
 "An Experienced Roofer"

★ No Middle Man ★ No Job Too Small
 ★ Fully Insured ★

- Shingles
- Leak Repairs
- Houses • Camps
- Barns • Sheds

464-5025
 day or evening • 7 days a week

Call Tony today to schedule a Free Estimate

Modern systems go beyond security

"Today's security systems don't just respond to an emergency by calling out the police or fire departments," says Jonathan Klinger of Honeywell Security. "They help homeowners control access to their home remotely, check in on their loved ones, be informed when important events occur and reduce energy costs."

Wireless systems like Honeywell's LYNX Touch facilitate communications among multiple energy-control and home-environment devices. For example, while programmable thermostats can reduce energy costs when used properly, remembering to set them, or figuring out how to program them, can be challenging. LYNX Touch can actually be used to automatically adjust thermostat settings, reducing heat or air conditioning when you arm the system as you leave the house, and increasing settings when you return home and disarm the system.

When positioned in key areas like bathrooms, laundry rooms, kitchens or utility rooms, environmental sensors can alert you to flooding, leaks and extreme temperatures - all situations that could cause damage to your home. When used in conjunction with a remote services product, like Total Connect, environmental sensors can help you catch and repair potentially high-cost problems before they turn into total disasters. (ARA)



BARNS OF BRADFORD SPRUCE UP YOUR HOME FOR AUTUMN

Featuring Shaker & Country-style Dining Room, Bedroom and Occasional Pieces.

Choose from Solid Oak, Maple, Ash, Cherry and Pine.

OTHER AUTUMN SPECIALS THROUGHOUT THE STORE

including Factory-Authorized specials on Clayton Marcus sofas, loveseats, chairs, sleepers and recliners. Save on leather too!



Free Delivery
90 Day Interest • Terms Available

BARNS OF BRADFORD - Factory Furniture Store

Rte 114 by Lake Massasecum, Bradford NH • 938-2618

MC/Visa/Discover • OPEN Mon-Sat 10 to 5; Sun 11 - 4 • Budget terms arranged.

Designing your bathroom with an exceptional shower in mind



Why not make an exceptional shower the centerpiece of your next bathroom remodel? Utilize the latest in style - and even technology - to create the ultimate retreat.

■ Spa-tacular shower

A great way to transform yours into a sanctuary is by creating a vertical spa that includes the latest in style, functionality and technology.

Technology continues to touch more and more of our everyday lives, including the shower. Moen has created a digital shower system that offers the ability to set water temperature and flow with electric precision. The ioDIGITAL vertical spa features an innovative interface that lets you avoid guessing if the shower is at the right temperature; four programmable pre-sets create the perfect shower every time.

There's even a remote control that allows you to turn on the system while still in bed.

■ Take a seat

Now that you have more room in your new vertical spa, add a place to relax with a new built-in seat. It not only provides the luxury of increased comfort, but it's also an eye-catching upgrade to any shower. The height of most shower seats is adjustable, which is convenient if more than one person plans to comfortably use it. Some options to consider include:

- Fold-down teak - Best for smaller bathrooms as they take up the least amount of space and fold conveniently against the wall when not in use.
- Pre-fabricated expanded polystyrene - If you're looking for a corner or bench seat, this is the best choice since it's created from a very

solid material. It's typically attached to the base of the shower unit and can be polished with a tile or any other solid surface material.

- Fiberglass and acrylic built into bases - This shower system is the highest-quality construction, but can be limiting as it's only offered in a few sizes.

■ Your space, your style

Your luxury bathroom is just about complete, but what better way to tie things together than with your own added effects? Consider adding art to your bathroom walls or photographs that complement your decor. Updating towels and rugs to match the new color scheme will also offer a refreshed and rejuvenating look. Consider a unique light fixture for an extra dose of lavishness. For more information visit www.moen.com. (ARA)

Family Owned & Operated

Beckett

Glass & Aluminum LLC



Serving Central NH since 1969



Fabricating & Installing

- Custom Tub & Shower Enclosures
- Custom Mirrors
- Custom Screens
- Storm & Screen Doors
- Window & Plate Glass
- Custom Furniture Tops

Hours:
 Mon - Fri
 8 AM - 6PM
 Sat 9 AM - 2 PM

225-3600

41 South State Street Concord
www.beckettglass.com



SELF STORAGE

Self Storage Uhaul Rentals & Container Storage

Location Rt 77 • Concord Stage Rd
 WEARE, NEW HAMPSHIRE

- Gated & Lighted Facility
- Outside Storage Available For RVS, BOATS, CAMPERS, ETC



- Portable Containers For Sale Or Rent
- Delivery Available

- All Sizes Are Available
- 6 Month Pre-Paid Discounts
- Call for Details!



529-HIDE (4433)

Dealing with exterior mold & mildew

After the winds have subsided, the rain has stopped and flood waters have receded, many homeowners find themselves facing the real challenge of a hurricane or tropical storm: the clean-up. Even if you are fortunate enough to escape major property damage, you may find your home's exterior is covered with dirt, grime, mold and mildew, which is common after a storm.

"It's not unusual for mildew growth to be one of the unfortunate aftermaths of a severe storm like a hurricane. It's also common after flooding or a season of heavy rain and high humidity," says Dirk Sappok of Rust-Oleum. "Mildew can make the exterior of your home look dirty and unattractive. If left unchecked it can damage paint, wood and siding, so it's important to remove it as soon after the storm as possible."

Removing mold and mildew used to mean countless hours of scrubbing or power washing, Sappok notes. Fortunately, those days are gone. Thanks to products specifically formulated to effectively kill mold and mildew while removing dirt and grime, cleaning your home's exterior is easier than you think. Here's how:

- Are the black spots on your house just dirt or are they really mildew? Since mildew is usually black and can look a lot like dirt, do this simple test: apply a drop of household bleach to the discolored area. If it disappears, it's mildew and must be removed with a cleaner specifically formulated to kill mold and mildew.

- If the spot is mildew, use a house cleaner that contains a United States Environmental Protection Agency-registered mildewcide, like Zinsser JOMAX House Cleaner and Mildew Killer. It will kill the mold and mildew and loosen dirt and stains without scrubbing or power washing. And unlike bleach alone, which can effectively kill mildew but also damage wood, etch aluminum siding and damage shrubs, plants and grass, this product is formulated to kill mildew without damaging your home or surrounding foliage.

- After you've cleaned your home and killed the mildew, consider repainting with a high quality water-based paint. Try a paint like Perma-White Mold & Mildew-Proof Exterior Paint. It's guaranteed to prevent the growth of mold and mildew on the paint film for five years and is backed by a lifetime guarantee to



keep your home mildew-free long after the storm.

For more information on removing and preventing mold and mildew or for other home improvement tips, visit www.zinsser.com. (ARA)



Cleaning and Restoration Services

Call us today at 603.641.6555 • 1.800.293.6319
info@soilaway.com • website: www.soilaway.com

CLEANING SERVICES:

Carpets, Area Rugs, Furniture, Upholstery, Hard Surfaces, Air Ducts, Roof Cleaning

RESTORATION SERVICES:

Water, Fire/Odor, Mold, Rebuild, Specialty

24/7 EMERGENCY SERVICE:

603.231.3653, work with all national and local insurance companies



• SocialMedia
www.facebook.com/soilaway
www.twitter.com/soilaway
www.youtube.com/soilaway

Locally owned and operated for over 21 years
 Non-franchise, independent company
 IICRC certified firm and technicians
 Satisfaction guaranteed • Fully insured



A blanket for your house: Energy-efficient, insulated siding

With a growing emphasis on eco-conscious living, homeowners recognize the importance and value of having an energy efficient home.

"Today's homeowners are looking for ways to improve their home's energy performance," says Jerry Y. Huntley, president and CEO of the Vinyl Siding Institute (VSI), the trade association for manufacturers of vinyl and other polymeric siding and suppliers to the industry. "A common problem with homes today is the thermal bridging effect, which can rob a home of heat and waste energy and money."

In thermal bridging, the studs act as a passageway for heat to escape. Most insulation helps seal wall cavities, but the wall studs on either side of the cavities are often left exposed, reducing the insulating value of the entire wall.

"Continuous wall insulation is crucial to



fully seal the exterior and protect against heat loss," says Jerry Blais, vice president of marketing for Ply Gem, a leading manufacturer of home remodeling and building products. "Insulated siding is one solution that helps reduce the impact of thermal bridging, add-

ing a blanket of insulation over the exposed wall studs."

Download a free copy of Insulated Siding as Home Insulation: Guide for Users and Energy Raters, published by the VSI, available at www.insulatedsiding.info. (ARA)

Never run out of hot water!



Rinnai
TANKLESS WATER HEATERS

Rinnai Tankless Water Heaters

- Heat water only when needed
- Energy efficient
- Contemporary design
- Improved performance and longevity

Only **\$1,995** Average Installation





AGS Services

Plumbing • Heating • Well Pumps • Air & Water Conditioning
Sales • Service • Installation • NH Master Plumbers Lic. #1498
New London: 256-2098 • Concord: 224-7186
Henniker, 78 Depot Hill Road 428-7990 • info@agservices.net

Add Shade and Extra Living Space to Your Home

Retractable Deck and Patio Awnings



- Enjoy instant shade for your deck or patio with no supports or obstructions
- Easily retracts with simple turn of the awning wand
- Choose from a wide variety of colors, sizes and options to complement your home's exterior

CARBONE'S: 64
Years of
Service

Your Window, Awning & Flooring Specialist

193 Island Street, Keene

Phone: 352-1932 • 1-800-427-1932

Tips for a great lawn this fall

The approach of fall means different things in different parts of the country. While leaves begin turning from emerald to crimson in Maine, gardeners in Arizona may be just plotting out the vegetable garden. The cooler temperatures and increased precipitation make for an ideal climate in which to give the grass some attention. Taking a few simple measures will kick-off fall on the right foot.

■ **Seed:**

Make repair work easy by choosing the correct grass seed for the job.

■ **In the North:**

Even if your lawn is in great shape overall, fall is a great time to repair those smaller, bare spots along the driveway or under the swing. Additionally, reseeding a lawn that suffers from thinning will give it a more lush, uniform appearance and help prevent weeds from establishing. Where to start? For smaller areas, use Scotts Turf Builder EZ Seed to quickly and easily establish beautiful grass in bare spots. For



all-over thickening or "overseeding," try Scotts Turf Builder Sun & Shade Mix featuring WaterSmart coating technology. Both products contain high-quality grass seed that will aggressively spread to fill in bare spots. Both options yield early seeding success with less water.

■ **Mow:**

For an established lawn, set the mower at the highest recommended setting for your grass type and leave clippings on the lawn. Doing so keeps the soil cooler, and encourages deeper root growth. Leaving the clippings on your lawn adds organic material back into the grass, enriching the soil.

■ **Don't rake those leaves:**

Leaves that have been left on the lawn and chopped up into dime sized pieces by the mower provide a natural layer of organic matter that will break down and help nourish the lawn. Once the leaf bits settle in, microbes and worms get to work recycling them. Any kind of rotary-action mower will do the job chopping up any kind of leaf. With several passes of your mower, you can mulch up to 18 inches of leaf clutter.

■ **Feed:**

Grass needs nutrients just like you do. With the proper feeding, grass will grow stronger, deeper roots that can endure harsh conditions and crowd out weeds. Use a starter fertilizer, like Scotts Turf Builder Starter Fertilizer, when planting new grass to promote root growth and seedling development. Follow these easy tips to care for and repair your grass this fall. It will thank you by being thicker, greener and more weed-free come spring. (ARA)





FOREST PRODUCTS

We Offer a Variety of Quality Bark Mulches

We are open: Monday-Friday 6^{AM}-4^{PM}

Bring in or mention this ad through Aug. 31st and receive 10% OFF the retail price of mulch.

603-428-7155 • www.cousineaus.com
1310 Old Concord Road, Henniker, NH 03242

Delivery Available

Bring the beach into your home year round

There's nothing better than digging your toes in the warm sand, breathing crisp, salty air and hearing the sound of waves crashing on the shoreline. But whether the beach is close to home, or thousands of miles away, you don't have to leave the memories behind at the summer's end. There are many creative ways to bring the beach into your home all year long.

"Many of us bring back vacation mementos that end up sitting in a box in the garage," says Angie Stinner, design expert for Rust-Oleum. "But with a little imagination and creativity, you can transform souvenirs from your time at the beach into stylish decorations that will recreate that serene seashore look and feel inside your home." Here are a few project ideas that are sure to give you that tranquil beach feel even on a gloomy winter day:

■ **Accent with shimmering sea glass.**

Sea glass is one of the rarest of all beach finds. Perhaps that's why purchasing an accent piece made of natural sea glass can be very expensive. But thanks to paint innovation, it's easy to replicate the glimmering bluish green tone of sea glass and create a beautiful accent piece without spending a fortune.

Find an old glass jar, bowl or vase around



your home - or purchase one at the dollar store. Then spray it with a paint like Rust-Oleum Frosted Sea Glass Spray. Let it dry and fill the jar or bowl with sand, coral or shells you brought home from the beach.

■ **Seashells forever.**

Hunting for shells is a universally loved beach pastime. And the seashells you find can be used to create one-of-a-kind decorations to give a beach feel to your home year round. Create a stylish wreath for your front door. Use

them to decorate an old lamp or apply them to the lampshade for a stand-out accent piece. The possibilities are endless.

Make sure to clean your shells with soap and water to remove sand, salt and other debris. Once completely dry, spray on a coat of Bulls Eye Shellac. Its all-natural shellac resin will seal in lingering odors and preserve the shells so they don't crumble over time. Let the shells dry overnight. Then get out your glue gun and attach them to any surface you choose. It's an easy, affordable way to spend some post-beach time with your kids.

■ **Frame up your vacation memories.**

Photos are great for reminiscing about warm summer days at the beach. So instead of storing them on your hard drive why not frame them in ocean-esque colors for all to see?

Find a few old frames, either at home or from a thrift store. Then paint them with a spray paint like Rust-Oleum Stops Rust Harbor Blue. Group your photos on a vacation wall - or display them throughout your home - to keep your warm, sunny days at the beach in mind throughout the winter's chill. Visit Facebook.com/Paintideas for additional inspiring and creative decorating projects. (ARA)

American		78 Depot Hill Rd. Henniker, NH 03242	
Guardian			428-8033 Henniker
Septic Services L.L.C. <small>Guardian Service & Maintenance</small>			526-5900 New London
★ Tank Pumping ★ Drain Cleaning ★ Video Inspection ★ Portable Toilets		Toll Free 888-345-8033	
www.americangss.com		Fax 428-3102	

Large enough to meet your needs...
Small enough to care!



True Value

LUMBER BARN.com

Rt 114, Bradford • PowerBarn Rt 103 Newbury • Rt 10, Goshen
603-938-5161 603-938-2000 603-863-5601

NATIVE LUMBER, BARK MULCH,
WOODCHIPS, SAWDUST

Custom Sawing Available 🌿 Wholesale & Retail



ALL NATURAL

Chemical & Dye Free! 

DELIVERY CAN BE ARRANGED!

- Forest Management / Timber Harvesting
- New Hampshire Licensed Professional Foresters

New England Forest Products

Rte. 31, Greenfield, NH • (603) 547-3207



CENTRAL
CONCRETE

Concrete Precast Products Available

Ron Goss
-President-

Phone: 428-7900
1-800-982-9596

P.O. Box 840, Route 114
Henniker, New Hampshire 03242

Protect your deck this winter

Before the chill in the air turns into harsh winter weather, clean and protect your deck to prepare it for the long winter months ahead.

"Smart homeowners recognize that seasonal changes can wreak havoc on decks unless properly maintained," says Fiona Seal, Rust-Oleum Wood Care brand manager. "But with a few simple steps, you can winterize your deck so it survives the onslaught of ice, snow, sleet and moisture that can cause damage during the months ahead."

Here are a few deck survival tips that can keep your deck looking beautiful longer.

■ **Clean thoroughly:** Ground-in dirt and barbecue stains can ruin your deck's appearance and ultimately cause degrading of the wood. Exposure to sun can cause wood to gray and weather and exposure to moisture can create the perfect conditions for the growth of mold, mildew, moss and algae. Use a bleach-free cleaner specifically formulated for wood to restore your deck to its natural beauty without the bleaching or yellowing that chlorine bleach can cause. Cleaners loosen and lift dirt, and



remove gray weathered wood and stains from mold and mildew to prepare the deck for a new protective coating.

■ **Apply a protective finish:** After cleaning, it's important to apply a water repellent finish to protect your deck against the damaging effects of winter. Moisture such as ice, snow, sleet and rain can penetrate the surface if not protected, which can cause splitting, cracking and warping. Fortunately, there's a wide variety of premium exterior wood finishes that offer protection against the elements, while giving you the opportunity to achieve any look you desire.

For example, if you're looking for a clear water repellent to protect against water damage without changing the color of the wood, choose a product like Rust-Oleum Premium Water Sealer. It will protect your deck against the elements for three years.

Or for maximum protection against water absorption and maximum durability, choose a product like Rust-Oleum Premium Deck and Fence Stain. It's available in both solid and semi-transparent formulas in 22 different colors so you can choose any look you desire. For product information or more helpful wood care tips, visit www.rustoleum.com. (ARA)

BE READY FOR THE FROSTY WITH ROCKY!



ROCKY SIQ ATOMIC BOW GLOVES
605075



ROCKY MTNSTALKER WATERPROOF CAP
608169



ROCKY VITALS L/S T-SHIRT
600572



ROCKY SPORT UTILITY MAX INSULATED WATERPROOF BOOT
7481



ROCKY® OUTDOOR GEAR IS A WORLD LEADER IN RUGGED OUTDOOR GEAR AND OCCUPATIONAL FOOTWEAR

HENNIKER FARM & COUNTRY STORE

WWW.HENNIKERFARM.COM • 428-3255 • 110 BRADFORD ROAD, HENNIKER

OPEN: MONDAY-SATURDAY 8-5; SUNDAY 9-1

A guide for getting through emergency home repairs

From water and drainage systems to electrical and heating/cooling configurations, your home is a complex network of pipes, wires and electrical components that could require an emergency repair at any time.

An outside water pipe breaking or a sewer line collapsing can easily rank as a homeowners' worst nightmare; however, when an emergency occurs, most homeowners are not aware of who is responsible for the damage. In fact, less than 50 percent of the homeowners in a recent national survey, conducted by GfK Roper Custom Research, knew that they were responsible for repairs to the water line between their house and the street.

This is where companies that offer emergency home repair plans, such as HomeServe USA, can make the difference between peace of mind and an expensive and time-consuming repair.

"According to the results of the survey, one third of all homeowners responding assumed



that their local utility was responsible for the cost of a burst water line between their house and the street, when this is usually not the case," says Tom Rusin, chief executive officer of HomeServe USA. "One of the challenges of home ownership is that the potential for expensive repairs is always out there. In fact, repairing a water service line can cost more than \$2,000 and simply clearing a blocked drain can cost upwards of \$350."

Rusin suggests that all homeowners do the following things to minimize the potential financial liability and hassle associated with home repair emergencies:

- 1. Speak to your homeowners insurance agent to get a clear understanding of which areas of your home are covered by your insurance policy and which ones are not. Potential trouble spots include interior and exterior electrical wiring, outside water service and sewer lines, inside plumbing and gas piping, central heating and air conditioning systems, and the water heater.
- 2. Similarly, speak to your local electric, gas, and water utilities to determine equipment that you may be responsible for.
- 3. Proper maintenance of home components greatly minimizes the chance of an unexpected emergency. For example, check the air filter on your central heating or cooling system regularly and change it about once every three months during the season. Protect water pipes from freezing with proper insulation or draining them prior to winter. And fix leaky faucets and toilets to save water and prevent bigger problems.
- 4. Consider a home emergency protection plan that can relieve you of not only the financial burden of a home emergency, but also the uncertainty involved in looking for a repair person on a Sunday afternoon. (ARA)



DIRECTV has more of what you want to watch!

The most full-time HD channels—over 160!*



PACKAGES START AT
\$29⁹⁹ mo.
 Everyday Low Price
 The FAMILY™ package

Act now and get:

NO START-UP COSTS!
NO EQUIPMENT TO BUY!

<p style="text-align: center; font-weight: bold; font-size: large;">2 FREE UPGRADES</p> <p style="text-align: center; font-weight: bold;">HD DVR & HD RECEIVER</p> <p style="text-align: center; font-size: x-small; color: red;">\$298 Value!</p> <p style="font-size: x-small;">Models may vary. With activation of CHOICE XTRA™ package or higher. With 24 mo. agreement and activation of Whole-Home DVR service.†</p>	<p style="text-align: center; font-size: x-small;">Offer ends 2/9/11 Limited-time offer</p> <p style="text-align: center; font-weight: bold; font-size: large;">FREE HD</p> <p style="text-align: center; font-size: x-small;"> </p> <p style="text-align: center; font-weight: bold;">OVER 160 HD CHANNELS AVAILABLE*</p> <p style="font-size: x-small;">With CHOICE XTRA™ package or higher, and Auto Bill Pay.†</p>
<p style="text-align: center; font-size: x-small;">Offer ends 2/9/11 Limited-time offer</p> <p style="text-align: center; font-weight: bold; font-size: large;">FREE FOR 3 MONTHS*</p> <p style="text-align: center; font-weight: bold;">Get 21 movie channels!</p> <p style="text-align: center; font-size: x-small;"> </p> <p style="text-align: center; font-weight: bold;">Over \$70 Value!</p> <p style="font-size: x-small;">With CHOICE XTRA™ package or higher.</p>	<p style="text-align: center; font-size: x-small;">Offer ends 2/9/11 Limited-time offer</p> <p style="text-align: center; font-weight: bold; font-size: large;">FREE PRO INSTALL</p> <p style="text-align: center; font-weight: bold;">IN UP TO 4 ROOMS</p> <p style="text-align: center; font-size: x-small; color: red; border: 1px solid red; padding: 2px;">IT'S FAST! IT'S EASY!</p> <p style="text-align: center; font-size: x-small;"> </p> <p style="text-align: center; font-size: x-small;">Custom installation extra.</p>

Switch today! 1-888-473-5187

Offer ends 2/9/11. Credit card required (except in MA & PA). New approved customers only (lease required). \$19.95 Handling & Delivery fee may apply. Applicable use tax adjustment may apply on the retail value of the installation.

*24-MO. LEASE AGREEMENT: Must maintain 24 consecutive months of any DIRECTV base programming package (\$29.99/mo. or above) or qualifying international services bundle. FAILURE TO ACTIVATE IN ACCORDANCE WITH THE EQUIPMENT LEASE ADDENDUM MAY RESULT IN A CHARGE OF \$150 PER RECEIVER. IF SERVICE IS TERMINATED EARLY, A CANCELLATION FEE OF \$20/MONTH REMAINING WILL APPLY. ALL EQUIPMENT IS LEASED AND MUST BE RETURNED TO DIRECTV UPON CANCELLATION, OR UNRETURNED EQUIPMENT FEES APPLY. VISIT directv.com OR CALL 1-800-DIRECTV FOR DETAILS. RECEIVER UPGRADES: Second advanced receiver offer requires activation of an HD DVR as the first free receiver upgrade and subscription to Whole-Home DVR service. Advanced receiver instant rebate requires activation of the CHOICE XTRA package or above; MAS ULTRA or above (or for DVR receiver, OPTIMO MÁS Package or above); Jadeworld; or any qualifying international service bundle, which shall include the PREFERRED CHOICE programming package (valued at \$38.99/mo.). Additional advanced receiver upgrades available for a charge. INSTALLATION: Standard professional installation only. Custom installation extra.

†BILL CREDIT/PROGRAMMING OFFER: Free SHOWTIME for 3 months, a value of \$38.97. Free Starz and SHOWTIME for 3 months, a value of \$72. LIMIT ONE PROGRAMMING OFFER PER ACCOUNT. Account must be in "good standing," as determined by DIRECTV in its sole discretion, to remain eligible. IF BY THE END OF PROMOTIONAL PRICE PERIOD(S) CUSTOMER DOES NOT CONTACT DIRECTV TO CHANGE SERVICE THEN ALL SERVICES WILL AUTOMATICALLY CONTINUE AT THE THEN-PREVALENT RATES INCLUDING THE \$5/MO. LEASE FEE FOR THE 2ND AND EACH ADDITIONAL RECEIVER. †FREE HD OFFER: Includes access to HD Channels associated with your programming package. Number and type of HD channels based on package selection. To be eligible for Free HD you must activate and maintain the CHOICE XTRA package or higher, plus enrollment in Auto Bill Pay. Also requires at least one (1) HD Receiver and activation of HD Access. In certain markets, programming/pricing may vary.

‡To access DIRECTV HD programming, an HD Access fee (\$10/mo.) and HD television equipment are required. Number of HD channels varies by package selected. Programming, pricing, terms and conditions subject to change at any time. Pricing residential. Taxes not included. Receipt of DIRECTV programming subject to DIRECTV Customer Agreement; copy provided at directv.com/legal and in first bill. PHOTO CREDITS: The Penguins of Madagascar ©2010 Viacom International Inc. and DreamWorks Animation. All Rights Reserved. ©2010 DIRECTV, Inc. DIRECTV and the Cyclone Design logo, FAMILY and CHOICE XTRA are trademarks of DIRECTV, Inc. All other trademarks and service marks are the property of their respective owners.

De-stressing design decisions

Here are a handful of common design decision headaches and a few ideas for curing them:

■ Too many options

Walking into a big box store or a design showroom can leave you feeling overwhelmed by the sheer volume of choices you face. Before you confront a dizzying array of options, narrow your choices by deciding what style you like. Settling on an overall style that will be carried throughout your design can help you eliminate design options right off the bat.

For example, if a traditional, country style appeals to you, you'll know you don't even have to look at stainless steel countertops or frosted-glass-front cabinets. Look to online resources like BHG.com (the Better Homes and Gardens home page) or HGTV.com for ideas about design styles you may like.



■ High-pressure sales tactics

Buying design elements at a specialty store has advantages and disadvantages. On one hand, you're more likely to find a knowledgeable salesperson. On the other, you may face high-pressure sales tactics - something no one responds well to. The strong sell makes it difficult to know if you're getting good advice or a decent deal. Shopping online at specialty sites like Blinds.com is a great solution.

You can find plenty of advice and high-quality options, minus the pressure of dealing face-to-face with a pushy salesperson in your home. If you do need to talk to a person, you'll get someone who specializes in what you're buying, rather than buying blinds from someone who works in the cosmetics department.

■ Clueless customer service

And that cosmetics department transplant is a perfect example of another major design decision stress-causer: clueless customer service. Sometimes you need guidance. And sometimes you need to talk to someone who knows enough about what you're buying to be able to interpret your description of what you're looking for when you don't really know what it's called.

■ High prices, questionable quality

While it's generally true in life that you get what you pay for, it's also true that a high price does not ensure high quality, and that a low price doesn't exclude quality. When it comes to making design choices, it can be frustrating to find what you want only to realize the price is way beyond what you budgeted for.

Comparison shopping is the best way to avoid overpaying or purchasing poor quality goods. And the Internet is the easiest way to comparison shop. You can Google what you're shopping for, or try price comparison websites like PriceGrabber.com or Nextag.com. Online merchants typically offer a wide variety of designer-quality looks at more palatable prices. Taking the stress out of design decisions doesn't have to be hard. Refining your choices and using online resources can renew your enjoyment of the design process - and ensure you end up with a look you'll love. (ARA)

SEND BOUQUETS FOR ANY OCCASION

anniversary
birthday
just because

FREE GLASS VASE WITH ANY FLORAL PURCHASE

Flowers from \$19.99^{+s/h}

Order ONLY at proflowers.com/laugh or call 1-866-771-5799

ProFlowers

Secrets to texturing walls and ceilings

When it comes to home decorating, texturing can do for your walls what a good coat of wax can do for your car's finish - hide a host of flaws. Poorly patched holes, uneven sheetrock, ugly wallpaper and even multiple layers of peeling paint can all be hidden beneath a beautiful layer of texture.

Texture's beauty, versatility at covering imperfections, and ease of application have made it a long-loved technique of do-it-yourselfers. There's a texturing technique to fit virtually every budget, decorating theme and level of expertise. Here are some tips for adding a textured look to your home decor:

- Keep it simple. You don't have to do anything complicated, difficult or even particularly time-consuming to achieve a good textured effect. In fact, the easier the process, the more you will enjoy it and that enjoyment



will show through in your work.

- When working by hand with a trowel, roller or paint brush, you can use your favorite paint and any color you choose. Simply mix your paint of choice with regular drywall joint compound. Or, if you want to be cautious with color, you can apply the joint compound first, then paint over the completed texture once it has dried.

- The range of textures is virtually end-

less. Popcorn (most often used for ceilings), knock down and orange peel are among the three most popular, and simple, textures. Knock down and orange peel textures mimic the appearance of plaster or stucco on an interior wall.

- Nearly anything can be used to put the texture in the compound - from commonly used items like sponges and paint trowels to whisk brooms and even window squeegees. The texture is limited only by your imagination.

- Sprayers, a favorite tool of in-the-know do-it-yourselfers, is now also a viable alternative for adding texture to your walls. Wagner Spray Tech offers a sprayer specifically designed for adding texture to walls or ceilings. The Power Tex can apply texture to any ceiling or wall in your home, and uses three nozzles and a generous 1-gallon hopper to apply popcorn, knock down or orange peel textures. Compact and light weight, the Power Tex also offers a variable flow trigger, a hopper that adjusts for walls or ceilings, and an easy clean up design. A built-in air turbine eliminates the need for a separate, often cumbersome, air compressor.

The Power Tex is available from select retailers. To learn more, or for a list of retailers, visit www.wagnerspraytech.com. (ARA)



NOW ON DISH NETWORK!

FREE HD DVR Upgrade
(50/mo DVR service fee applies)

FREE for 3 Months - SHOWTIME® (10 channels)

FREE Installation with DVR - Up to 6 Rooms!

FREE DISH Platinum for 3 months,
get unlimited access to over 2,500 movies!

FREE HD FOR LIFE!
(Offer requires 24-month Agreement)

1-888-607-7344

Call 7 Days a week - 8am - 11pm EST Promo Code: MB74

Packages starting at:

\$24⁹⁹
MO

FOR 12 MONTHS

Local Channels Included Everywhere!



Also offering

FIVE PACKAGES UNDER \$50



Digital Home Advantage plan requires 24-month agreement and credit qualification. Cancellation fee of \$17.50/month remaining applies if service is terminated before end of agreement. Programming credits apply during first 12 months. \$10/mo HD add-on fee waived for life of current account; requires 24-month agreement, continuous enrollment in AutoPay with Paperless Billing. Showtime offer (\$39 value) requires AutoPay with Paperless Billing; after 3 months then-current price applies unless you downgrade. DISH Platinum offer requires qualifying HD programming; AutoPay with Paperless Billing; after 3 months you must choose to continue subscription. Free Standard Professional Installation only. All equipment is leased and must be returned to DISH Network upon cancellation or unreturned equipment fees apply. Limit 6 leased tuners per account; upfront and monthly fees may apply based on type and number of receivers. HD programming requires HD television. Prices, packages and programming subject to change without notice. Offer available for new and qualified former customers, and subject to terms of applicable Promotional and Residential Customer agreements. Additional restrictions may apply. Offer ends 5/17/11. SHOWTIME and related marks are registered trademarks of Showtime Networks Inc., a CBS Company. All new customers are subject to a one-time Non-Refundable Processing Fee. DirecTV savings based on choice package plus HD programming & DVR service for 2 TV Set UP, current price as of 01/06/11. Digital Cable cost based on CNN Money article "Why cable is going to cost you even more" - 01/09/10 assumes America's Top 120 at \$44.99 compared to average cable price at \$75.00. 99.9% signal reliability applies to transmission of DISH Network signal to customers. Reception may vary for individual customers.

Luxurious Home or B&B

Main house plus four outbuildings. Bennington 1900s New Englander with 8 acres in town. Hardwood floors, amazing built-ins, heated wrap around porch, screen porch, 4 bedrooms including master w/bath. Frontage on two roads. Only \$399,000.



Where you are #1!




Red Coat Realty



246 W. Main St., Hillsboro 464-3053

Proudly announcing
**The New Standard
in Manufactured Homes**
Pine Grove Manufactured Homes

Plan #1896 - 3 bedrooms - 2 bathrooms - 1640 square feet:



7/12 pitched roof with full attic



Step-down, sunken family room & kitchen



Venetian spa master bath



Gourmet hearth wall kitchen

**\$98,174 Complete on your pad. Land, sitework, septic, water & pad extra.
YOUR CHOICE • YOUR LOT • ANYWHERE IN NH**



Red Coat Homes

246 W. Main St., Hillsboro 464-3880

Toll Free: 1-877-536-5213 • Email: redcoat@conknet.com



Delivering the American Dream

Red Coat Homes

246 W. Main St., Hillsboro 464-3880

Proudly Offering:



Double Wide Mobile

Land, water, sewer and clearing are extra.



Log Home

Land, water, sewer and clearing are extra.



Modular Colonial

Land, water, sewer and clearing are extra.



Modular Ranch

Land, water, sewer and clearing are extra.



Eagle's Nest

Land, water, sewer and clearing are extra.





Single Wide Mobile

Land, water, sewer and clearing are extra.

Let us build one for you!

Stunning Views...

Deering: Just look at the 50 mile view--WOW! Not to mention the perennial garden, a 4 stall barn with electricity, water and phone lines. The open concept "Greatroom" has kitchen, liv. rm and din. rm with cath. ceilings overlooking this spectacular view. Three bdrms, 3 baths, fam. rm, 2 car garage, stream, pond on 15.5 acres. #1726 \$349,000.



Where you are #1!



Red Coat Realty

246 W. Main St., Hillsboro 464-3053